

**Miami-Dade County Public Schools
Curriculum and Instruction, Social Sciences
Student Mock Presidential Election**



Dear Teacher:

Curriculum and Instruction, Social Sciences, has prepared the following “Election Kit” to assist you in giving your students the experience of voting in Miami-Dade County Public Schools Student Mock Election 2008. Opportunities to participate in the democratic process, like any skill, must be practiced. Your students’ participation in this simulation is essential in preparing them to become responsible and informed citizens in our democratic republic.

Included in the “Election Kit” are the following:

- *Student Mock Election Directions*
- *Student Mock Election Voter Registration Application for Elementary Students*
- *Student Mock Election Voter Registration Application for Secondary (Middle and Senior High) Students*
- *Student Mock Election Voter Registration Cards*
- *Master List of Student Voters Form*
- *Voting Today Precinct Poster*
- *Make Your Opinion Known- Student Mock Election Advertisement*
- *“I Voted Today” Cards*
- *Election-Related Instructional Activities School Reporting Form*

Curriculum and Instruction, Social Sciences, encourages all teachers/schools to allow their students to participate in the 2008 Student Mock Presidential Election. Teachers are reminded that the links that are to be used for voting will be available from October 27-31, 2008 and that results of the Mock Election will be posted via Weekly Briefing on or about Thursday, November 6, 2008. If you have any questions or concerns about this “Election Kit” or the Student Mock Election process, please e-mail Robert Brazofsky, District Supervisor, Curriculum and Instruction, Social Sciences, at rbrazofsky@dadeschools.net . Thank you for your continued support.

**Miami-Dade County Public Schools
Curriculum and Instruction, Social Sciences
Student Mock Election Directions**

Option A: Student Mock Election

Directions: All you need is one computer. Find the appropriate Mock Election link (see below) for your grade level and copy and paste it into the web address bar on your computer. Call students up individually and allow them to vote ONLY ONCE. The voting link(s) will be available from October 27-31, 2008.

1. If you are an elementary (grades K-5) school teacher, use the following link for your students to vote:
http://www.surveymonkey.com/s.aspx?sm=WloWs3amwUY8UxR0jptmjg_3d_3d
2. If you are a middle school teacher (grades 6-8), use the following link for your students to vote:
http://www.surveymonkey.com/s.aspx?sm=0qdpjU3fd0rU60GEC28dGw_3d_3d
3. If you are a senior high school teacher (grades 9-12), use the following link for your students to vote:
http://www.surveymonkey.com/s.aspx?sm=TroaRGaUxGFLc_2bb9Jfb2Gg_3d_3d
4. If you are a K-8 Center, use the appropriate grade level link for your students; e.g., a 5th grade teacher should use the elementary link and a 6th grade teacher should use the middle school link.

Option B: Student Mock Election- Realistic Simulation

Directions: Following are directions which will assist you in simulating the actual voting process as closely as possible. This process requires that students fill out voter registration applications and show their voter registration cards which are checked against a master list before voting.

1. Have your students fill out the appropriate *Student Mock Election Voter Registration Application* (Elementary or Secondary). Collect them from the students and place them in alphabetical order in order to make a master list of registered voters for your class.
2. Use the *Master List of Student Voters Form* to list the students in your class who have registered to vote. Save the list for Election Day so that you can check each student's *Student Voter Registration Card* against the master list. This is similar to what is done at the actual polls on Election Day.
3. For every student who has turned in a *Student Mock Election Voter Registration Application*, fill out a voter registration card and give the card to the student. Use the *Student Mock Election Voter Registration Card* form included in this packet. There are six cards per page. Inform the

- students that they need to save the card and show it on Election Day in order to vote.
4. You will have a one-week opportunity to let your students vote (from October 27 – October 31, 2008). You may select one day for your students to vote or allow a few students to vote each day.
 5. On voting day(s), tape the attached “Precinct” poster on your classroom door, as well as the attached posters encouraging students to participate in the Student Mock Election.
 6. If you are an elementary (grades K-5) school teacher, use the following link for your students to vote:
http://www.surveymonkey.com/s.aspx?sm=WloWs3amwUY8UxR0jptmjg_3d_3d
 7. If you are a middle school teacher (grades 6-8), use the following link for your students to vote:
http://www.surveymonkey.com/s.aspx?sm=0qdpjU3fd0rU60GEC28dGw_3d_3d
 8. If you are a senior high school teacher (grades 9-12), use the following link for your students to vote:
http://www.surveymonkey.com/s.aspx?sm=TroaRGaUxGFLc_2bb9Jfb2Gg_3d_3d
 9. If you are a K-8 Center, use the appropriate grade level link for your students; e.g., a 5th grade teacher should use the elementary link and a 6th grade teacher should use the middle school link.
 10. Designate one computer in your room for voting: Simulate the voting experience as realistically as possible by checking to see if each student is first registered to vote prior to allowing them to vote.
 11. After each student has voted, use the attached “I Voted Today” cards (there are six on a page) and have the students tape/pin them to their clothes to show that they participated in the Student Mock Election.
 12. Results of the Student Mock Election will be released on or about Thursday, November 6, 2008 via the Weekly Briefing Communication System.



**Miami-Dade County Public Schools Student Mock Election
Voter Registration Application- Elementary School**

1. Are you currently a Miami-Dade County Public School Student?
_____ Yes _____ No (If NO, you cannot register to vote.)
2. _____ I affirm I am in grade (circle one) K 1 2 3 4 5

If you answered NO to question 1, or if you are unable to affirm the statement in question 2, you are INELIGIBLE to register to vote. Do not complete this application!

3. Date of Birth: (MM/DD/YYYY) ____/____/____
4. Last Name: _____
5. First Name: _____ Middle Name/Initial: _____
6. School: _____
7. Party Affiliation: _____ Democratic Party _____ Republican Party
_____ Other (print party name : _____) _____ No Party Affiliation
8. Race/Ethnicity (Check only one) _____ American Indian/Alaskan Native
_____ Asian/Pacific Islander _____ Black, non Hispanic _____ Hispanic
_____ White, non Hispanic
9. Sex _____ Male _____ Female
10. Do you need assistance at the polls? _____ Yes _____ No

11. **OATH:** I do solemnly swear (or affirm) that I will protect and defend the Constitution of the United States, and the Constitution of Florida, that I am qualified to register as an elector under the Constitution and laws of the State of Florida, and that all information provided in this application is true and that I am a Miami-Dade County Public School student.
Signature: _____ Date: _____

Note: This is NOT an official voter registration application form.

**Miami-Dade County Public Schools Student Mock Election
Voter Registration Application- Middle School and Senior High School**

1. Check the appropriate category:
 New Registration Address Change Party Change
 Name Change Card Replacement Signature Update
2. Are you currently a Miami-Dade County Public School Student?
 Yes No (If NO, you cannot register to vote.)
3. I affirm I am not a convicted felon, or if I am, my rights relating to voting have been restored.
4. I affirm I have not been adjudicated mentally incapacitated with respect to voting or, if I have, my competency has been restored.

If you answered NO to question 2, or if you are unable to affirm the statements in questions 3 and 4, you are INELIGIBLE to register to vote. Do not complete this application!

5. Date of Birth: (MM/DD/YYYY) ____/____/____
6. If you have a current and valid FL DL# or FL ID card #, you must provide the number on this line. If you do not have either, provide your M-DCPS Student Identification #: _____
7. Last Name: _____
8. First Name: _____ Middle Name/Initial: _____
9. School: _____
10. Party Affiliation: Democratic Party Republican Party
 Other (print party name : _____) No Party Affiliation
11. Race/Ethnicity (Check only one) American Indian/Alaskan Native
 Asian/Pacific Islander Black, non Hispanic Hispanic
 White, non Hispanic
12. Sex Male Female 13. Do you need assistance at the polls? Yes No
14. Are you?: Active Duty Military/Merchant Marine Dependent of Active Duty Military/Merchant Marine
 U.S. Citizen Currently Residing Outside the U.S.
 None of the above

15. **OATH:** I do solemnly swear (or affirm) that I will protect and defend the Constitution of the United States, and the Constitution of Florida, that I am qualified to register as an elector under the Constitution and laws of the State of Florida, and that all information provided in this application is true and that I am a Miami-Dade County Public School student. Signature: _____ Date: _____

Note: This is NOT an official voter registration application form.




Miami-Dade County Public Schools
Student Mock Election
Voter Registration Card

Name: _____

School: _____

Grade: _____



Miami-Dade County Public Schools
Student Mock Election
Voter Registration Card

Name: _____

School: _____

Grade: _____



Miami-Dade County Public Schools
Student Mock Election
Voter Registration Card

Name: _____

School: _____

Grade: _____



Miami-Dade County Public Schools
Student Mock Election
Voter Registration Card

Name: _____

School: _____

Grade: _____




Miami-Dade County Public Schools
Student Mock Election
Voter Registration Card

Name: _____

School: _____

Grade: _____



Miami-Dade County Public Schools
Student Mock Election
Voter Registration Card

Name: _____

School: _____

Grade: _____


Student Mock Presidential Election Master List of Student Voters

Teacher's Name: _____

Class Period: _____

Directions: Below, place the names of the students in your class who have completed a Student Mock Election Voter Registration Application (in alphabetical order by last name). When students in your class vote, have each student show their Student Mock Election Voter Registration Card, check their names against this list, and have them initial next to their name, and allow them to vote.

Student Names	Initials	Student Names	Initials
1.		21.	
2.		22.	
3.		23.	
4.		24.	
5.		25.	
6.		26.	
7.		27.	
8.		28.	
9.		29.	
10.		30.	
11.		31.	
12.		32.	
13.		33.	
14.		34.	
15.		35.	
16.		36.	
17.		37.	
18.		38.	
19.		39.	
20.		40.	




Voting Today!



Precinct: _____
(Teacher's Name and/or Room Number)

MIAMI-DADE COUNTY PUBLIC SCHOOLS

2008 STUDENT MOCK PRESIDENTIAL ELECTION



MAKE YOUR OPINION KNOWN!




VOTE

(October 27-31, 2008)

**MIAMI-DADE COUNTY PUBLIC
SCHOOLS**

**2008 STUDENT MOCK
PRESIDENTIAL ELECTION**





I Voted Today in M-DCPS'

Student Mock Election



I Voted Today in M-DCPS'

Student Mock Election



I Voted Today in M-DCPS'

Student Mock Election



I Voted Today in M-DCPS'

Student Mock Election



I Voted Today in M-DCPS'

Student Mock Election



I Voted Today in M-DCPS'

Student Mock Election

**Miami-Dade Count Public Schools
Curriculum and Instruction, Social Sciences**

Election-Related Instructional Activities School Reporting Form

(to be completed by middle and senior high school Social Studies
Department Chairpersons or Elementary Assistant Principals)

Curriculum and Instruction, Social Sciences, is interested in knowing what instructional activities have been organized at schools related to the 2008 Presidential Election. If your school has held a presidential debate, an issues forum, voting campaigns, or other election-related activities, please complete this form and fax it to the number listed below.

School Name: _____

1. Description of Activity and Date(s) of Activities:

2. Were election-related activities mainly conducted in individual teacher's classrooms? _____ Yes _____ No

3. Were activities held school-wide (Please describe above)?
_____ Yes _____ No

4. Did the entire social studies department or all elementary teachers in the school infuse election-related lessons into the curriculum?
_____ Yes _____ No

5. Were activities conducted across multiple curricular areas?
_____ Yes _____ No

Social Studies Department Chair
or Elementary Assistant Principal's
Name

Social Studies Department Chair
or Elementary Assistant Principal's
Signature

**Please return this form via FAX to Curriculum and Instruction, Social Sciences,
305 995-1492 on or before October 31, 2008. No cover page is needed.**